

CE HE SERIES
HE 系列

HE Technical characteristics

HE系列接插件技术特性

Specifications/规范	DIN VDE 0627 DIN VDE 0110	Hoods/Housings/金属上壳/底座	
Number of contacts/接插件针数	6,10,16,32(2x16), 48(2x24)+PE	Material 材料	die cast aluminium 铸铝合金
Inserts/接插体		表面处理 Surface	Powder-coated 高温粉末镀层 灰色RAL7037
Working current 工作电流 (see current carrying capacity 见电流负载图)	16A	Locking element 锁定装置	stainless steel, steel-zinc plated 不锈钢或铁镀锌
Working voltage 工作电压	500V	Temperature range 工作温度范围	-40°C...+125°C
Rated impulse voltage 额定脉冲耐受电压	6KV	Degree of protection acc.to DIN EN 60529 防护等级	IP65
Pollution degree 污染等级	3	Contacts/接插针	
Insulation resistance 隔离电阻	$\geq 10^{10} \Omega$	Material 材料	copper alloy 铜
Material 材料	Polycarbonate	表面处理 Surface	镀银 hard silver-plated(3µm Ag) 镀金 hard gold-plated (2µm Au over 3µm Ni)
Temperature rang 工作温度范围	-40°C...+125°C	Contact resistance 接触电阻	$\leq 1m \Omega$
Flammability acc.to U194 阻燃等级(据UL94)	V 0	Terminal -mm ² -AWG -Stripping length 接线形式	screw terminal 1.0-2.5mm ² 18-14 7.0mm 螺钉压接 Crimp terminal 0.5-4.0mm ² 20-12 7.5mm 冷压压接
Working voltage acc.to UL/CSA 据UL/CSA 工作电压	600V	-Screw terminal tightening/test torque 螺钉拧紧力距/测试力矩	0.5Nm
Mechanical working life -mating cycles 可拔插次数	≥ 500		

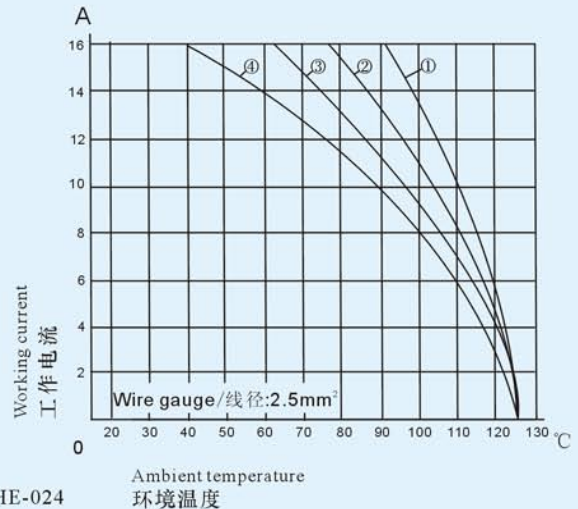
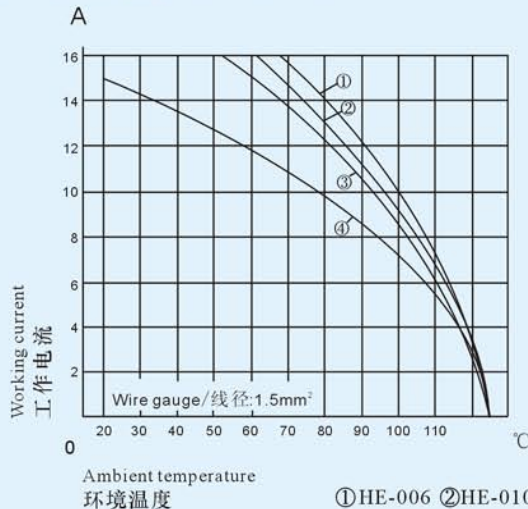
Current carrying capacity/电流负载能力

The current carrying is limited by maximum temperature of materials for inserts and contacts including terminals

电流负载能力所受到的限制主要来自自己包含接插针的接插体可承受的最大温度。

Control and test procedures according to DIN IEC 60512-3

测试和控制过程依据DIN IEC 60512-3



Hood

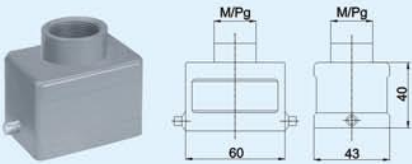
Hood:Side entry(2bolts)
外壳上壳: 侧面进线 (2耳)
Standard construction/ 标准结构
H6B-SE-2B-M20(PG13.5/PG16)



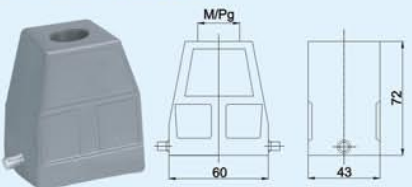
High construction / 高结构
H6B-SEH-2B-M25(PG21)



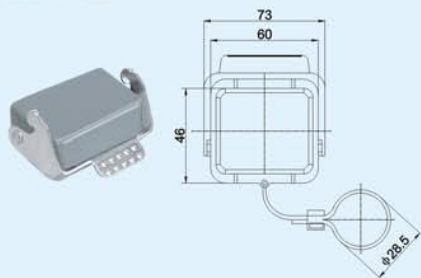
Hood:Top entry(2bolts)
外壳上壳: 正面进线 (2耳)
Standard construction / 标准结构
H6B-TE-2B-M20(PG13.5/PG16)



High construction / 高结构
H6B-TEH-2B-M25(PG21)

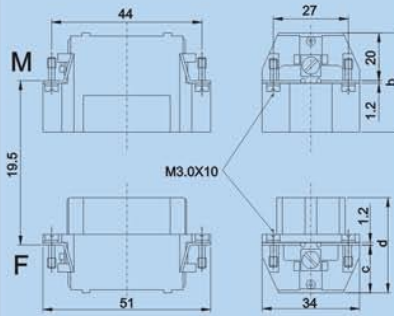


Protection covers with 1 lever
上壳保护盖: 带扣 (1扣)
H6B-CV-1L



*常备螺纹规格用蓝色表示
*Stock items in blue color

Insert



	a	b	c	d
HE	18	33	18	35
HES	19	34	19	36
HEC	34	49	32	49

1) 接插体之间最大距离 21mm
Distance for contact max.21mm

Screw terminal / 螺钉压接
HE-006-M HE-006-F



Spring terminal / 弹片压接
HE-006-MS HE-006-FS

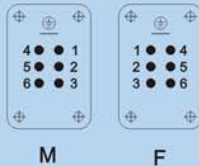


*Crimp terminal / 冷压压接
HE-006-MC HE-006-FC

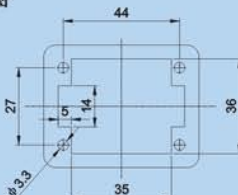


*Crimp terminal should order contacts pins separately.
Detail please fing the page 48
*冷压压接需另外订购冷压针详细请参见第48页

Contact arrangement view
from termination side
接插针排序



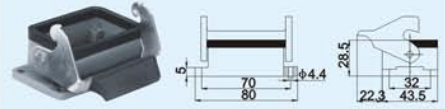
Panel cut out for inserts
for use without hoods/housings
板面安装开孔图



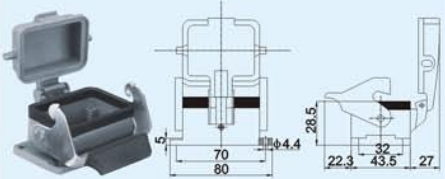
Housing

Bulkhead mounted (1 lever)
下壳: 开孔安装 (1扣)

H6B-BK-1L

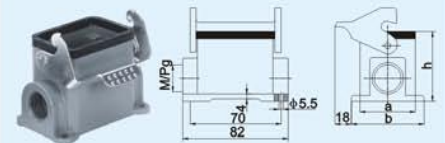


H6B-BK-1L-CV

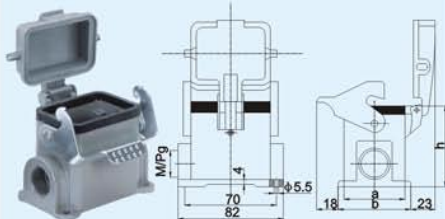


Bulkhead mounted (1 lever)
下壳: 开孔安装 (1扣)

H6B-SF-1L-M20(*M25/PG16/*PG21)



H6B-SF-1L-CV-M20(*M25/PG16/*PG21)



	a	b	h
Standard construction / 标准结构	40	52	51
*High construction / 高结构	45	57	74

Cable to cable(1 lever)
下壳: 电缆对接 (1扣)

H6B-CCT-1L-M20(*M25/PG16/*PG21)

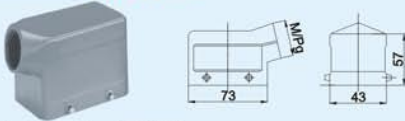


	h
Standard construction / 标准结构	42
*High construction / 高结构	72

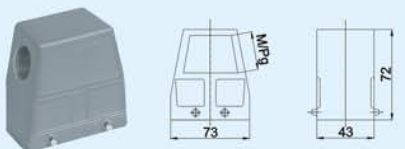
Further selection of hoods/housings on page 46
其它形式的上壳、下壳及其保护盖见第46页

Hood

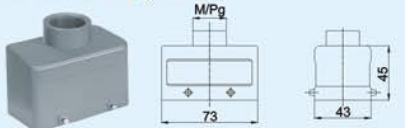
Hood:Side entry(4bolts)
外壳上壳:侧面进线(4耳)
standard construction / 标准结构
H10B-SE-4B-M20(PG16)



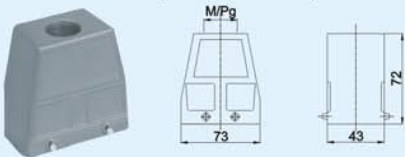
High construction / 高结构
H10B-SEH-4B-M25(M32/PG21/PG29)



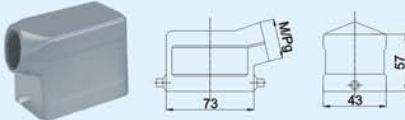
Hood:Side entry(4bolts)
外壳上壳:正面进线(4耳)
Standard construction / 标准结构
H10B-TE-4B-M20(PG16)



High construction / 高结构
H10B-TEH-4B-M25(M32/PG21/PG29)



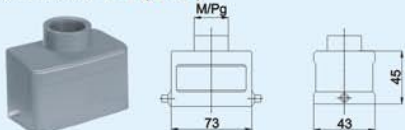
Hood:Side entry(2bolts)
外壳上壳:侧面进线(2耳)
Standard construction / 标准结构
H10B-SE-2B-M20(PG16)



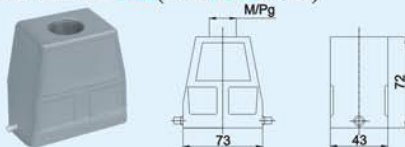
High construction / 高结构
H10B-SEH-2B-M25(M32/PG21/PG29)



Hood:Side entry(2bolts)
外壳上壳:侧面进线(2耳)
Standard construction / 标准结构
H10B-TE-2B-M20(PG16)

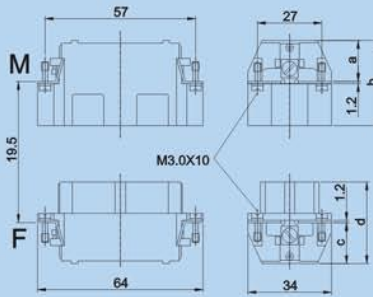


High construction / 高结构
H10B-TEH-2B-M25(M32/PG21/PG29)



*常备螺纹规格用蓝色表示
*Stock items in blue color

Insert



	a	b	c	d
HE	18	33	18	35
HES	19	34	19	36
HEC	34	49	32	49

1) 接插体之间最大距离 21mm
Distance for contact max,21mm

Screw terminal / 螺钉压接
HE-010-M



HE-010-F



Spring terminal / 弹片压接
HE-010-MS



HE-010-FS



*Crimp terminal / 冷压压接
HE-010-MC



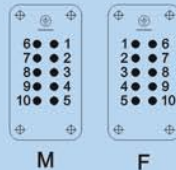
HE-010-FC



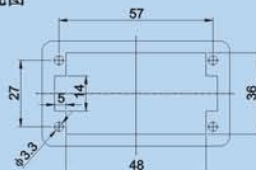
*Crimp terminal should order contacts pins separately.
Detail please find the page 48

*冷压压接需另外订购冷压针详情请参见第48页

Contact arrangement view
from termination side
接插针排序

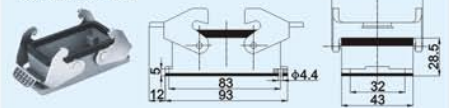


Panel cut out for inserts
for use without hoods/housings
板面安装开孔图

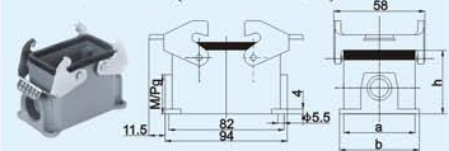


Housing

Bulkhead mounted(2 lever)
下壳:开孔安装(2扣)
H10B-BK-2L

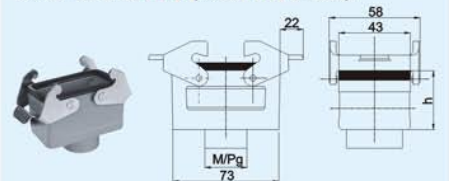


Surface mounted:Side entry(2 lever)
下壳:表面安装(2扣)
H10B-SF-2L-M20(M25/PG16/PG21)



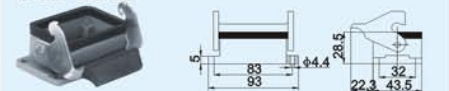
	a	b	h
standard construction / 标准结构	40	52	54
*High construction / 高结构	45	57	74

Cable to cable(2 lever)
下壳:电缆对接(2扣)
H10B-CCT-2L-M20(M25/PG16/PG21)

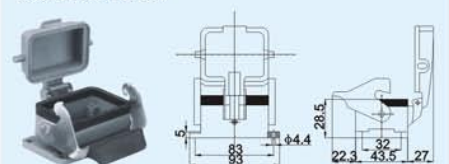


	h
standard construction / 标准结构	48
*High construction / 高结构	75

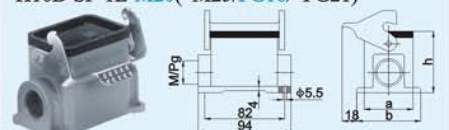
Bulkhead mounted(1 lever)
下壳:开孔安装(1扣)
H10B-BK-1L



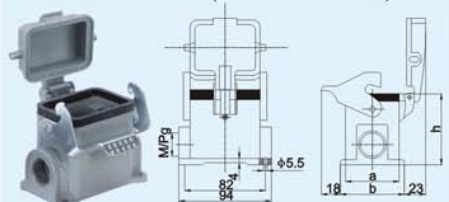
H10B-BK-1L-CV



Surface mounted:Side entry(1 lever)
下壳:表面安装(1扣)
H10B-SF-1L-M20(*M25/PG16/*PG21)



H10B-SF-1L-CV-M20(*M25/PG16/*PG21)



	a	b	h
Standard construction / 标准结构	40	52	54
*High construction / 高结构	45	57	74

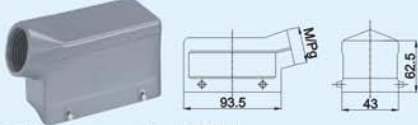
Further selection of hoods/housings on page 46
其它形式的上壳、下壳及其保护盖见第46页

Hood

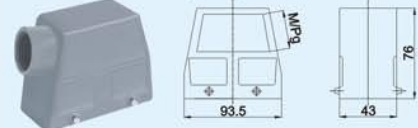
Insert

Housing

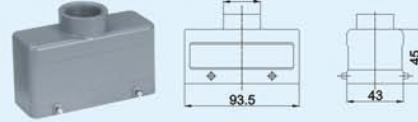
Hood:Side entry(4bolts)
外壳上壳：侧面进线 (4 耳)
Standard construction / 标准结构
H16B-SE-4B-M25(PG21)



High construction / 高结构
H16B-SEH-4B-M32(PG29)



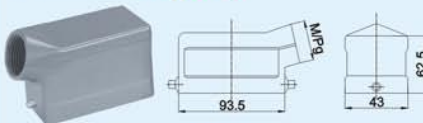
Hood:Top entry(4bolts)
外壳上壳：正面进线 (4 耳)
Standard construction / 标准结构
H16B-TE-4B-M25(PG21)



High construction / 高结构
H16B-TEH-4B-M32(PG29)



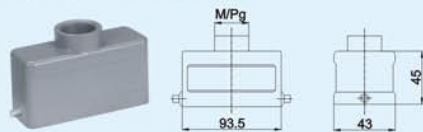
Hood:Side entry(2bolts)
外壳上壳：侧面进线 (2 耳)
Standard construction / 标准结构
H16B-SE-2B-M25(PG21)



High construction / 高结构
H16B-SEH-2B-M32(PG29)



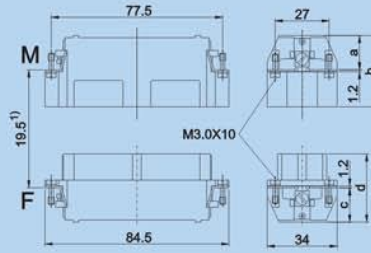
Hood:Top entry(2bolts)
外壳上壳：正面进线 (2 耳)
Standard construction / 标准结构
H16B-TE-2B-M25(PG21)



High construction / 高结构
H16B-TEH-2B-M32(PG29)



*常备螺纹规格用蓝色表示
*Stock items in blue color



	a	b	c	d
HE	18	33	18	35
HES	19	34	19	36
HEC	34	49	32	49

Distance for contact max.21mm
1) 接插体之间最大距离 21mm

Screw terminal / 螺钉压接
HE-016-M HE-016-F



Spring terminal / 弹片压接
HE-016-MS HE-016-FS




*Crimp terminal / 冷压压接
HE-016-MC HE-016-FC

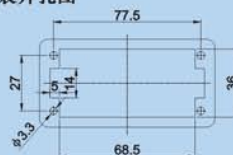


*Crimp terminal should order contacts pins separately.
Detail please fing the page 48
*冷压压接需另外订购冷压针详情请参见第48页

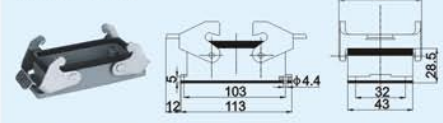
Contact arrangement view
from termination side
接插针排序



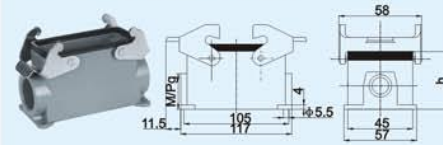
Panel cut out for inserts
for use without hoods/housings
板面安装开孔图



Bulkhead mounted(2 lever)
下壳：开孔安装(2 扣)
H16B-BK-2L

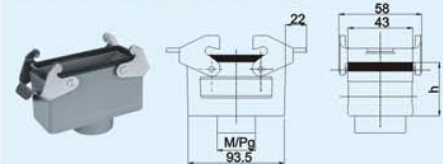


Surface mounted:Side entry(2 lever)
下壳：表面安装(2 扣)
H16B-SF-2L-M25(*M32/PG21/*PG29)



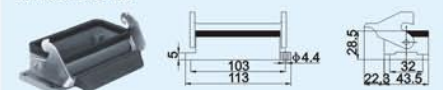
	h
standard construction / 标准结构	56
*High construction / 高结构	81

Cable to cable(2 lever)
下壳：电缆对接(2 扣)
H16B-CCT-2L-M25(M32/PG21)

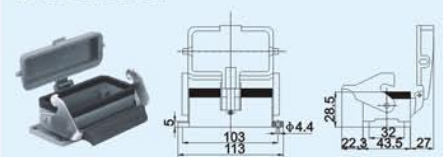


	h
standard construction / 标准结构	48
*High construction / 高结构	79

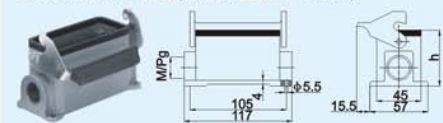
Bulkhead mounted(1 lever)
下壳：开孔安装(1 扣)
H16B-BK-1L



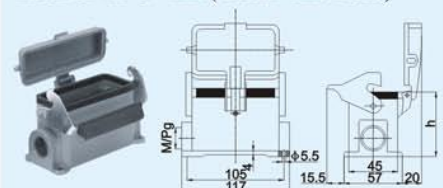
H16B-BK-1L-CV



Surface mounted:Side entry(1 lever)
下壳：表面安装(1 扣)
H16B-SF-1L-M25(*M32/PG21/*PG29)



H16B-SF-1L-CV-M25(*M32/PG21/*PG29)

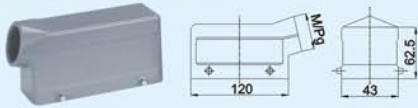


	h
standard construction / 标准结构	56
*High construction / 高结构	81

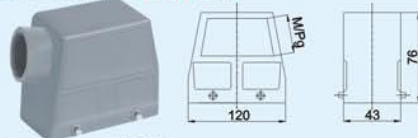
Further selection of hoods/housings on page 46
其它形式的上壳、下壳及其保护盖见第46页

Hood

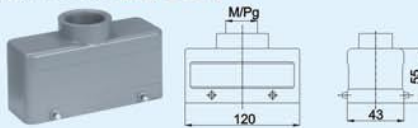
Hood:Side entry(4bolts)
外壳上壳：侧面进线 (4 耳)
standard construction / 标准结构
H24B-SE-4B-M25(PG21)



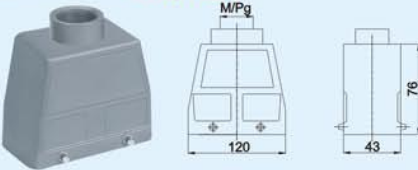
High construction / 高结构
H24B-SEH-4B-M32(PG29)



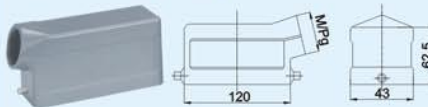
Hood:Top entry(4 bolts)
外壳上壳：正面进线 (4 耳)
Standard construction / 标准结构
H24B-TE-4B-M25(PG21)



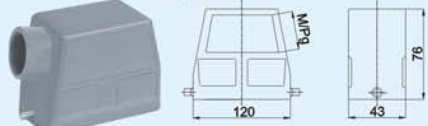
High construction / 高结构
H24B-TEH-4B-M32(PG29)



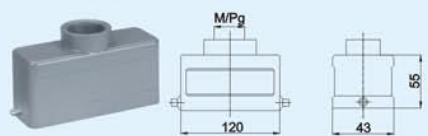
Hood:Side entry(2bolts)
外壳上壳：侧面进线 (2 耳)
standard construction / 标准结构
H24B-SE-2B-M25(PG21)



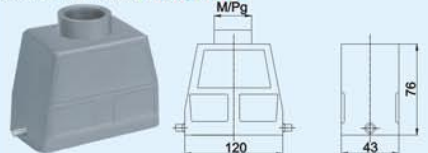
High construction / 高结构
H24B-SEH-2B-M32(PG29)



Hood:Top entry(2bolts)
外壳上壳：正面进线 (2 耳)
standard construction / 标准结构
H24B-TE-2B-M25(PG21)

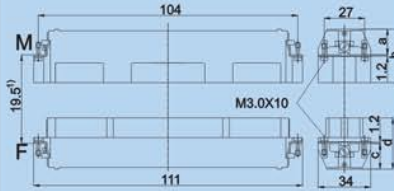


High construction / 高结构
H24B-TEH-2B-M32(PG29)



*常备螺纹规格用蓝色表示
*Stock items in blue color

Insert



	a	b	c	d
HE	18	33	18	35
HES	19	34	19	36
HEC	34	49	32	49

Distance for contact max.21mm
1) 接插体之间最大距离 21mm

Screw terminal / 螺钉压接
HE-024-M HE-024-F



Spring terminal / 弹片压接
HE-024-MS HE-024-FS




*Crimp terminal / 冷压压接
HE-024-MC HE-024-FC




*Crimp terminal should order contacts pins separately.
Detail please fing the page 48
*冷压压接需另外订购冷压针详细请参见第48页

Contact arrangement view
from termination side
接插针排序

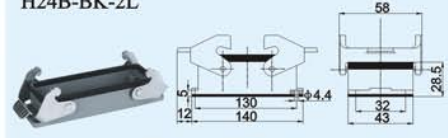


Panel cut out for inserts
for use without hoods/housings
板面安装开孔图

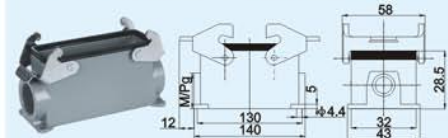


Housing

Bulkhead mounted(2 lever)
下壳：开孔安装(2扣)
H24B-BK-2L

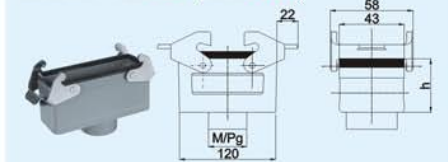


Surface mounted:Side entry(2 lever)
下壳：表面安装(2扣)
H24B-SF-2L-M25(*M32/PG21/*PG29)



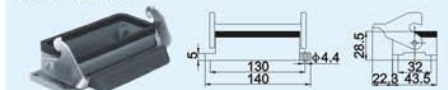
	h
standard construction / 标准结构	56
*High construction / 高结构	81

Cable to cable(2 lever)
下壳：电缆对接(2扣)
H24B-CCT-2L-M25(M32/PG21)

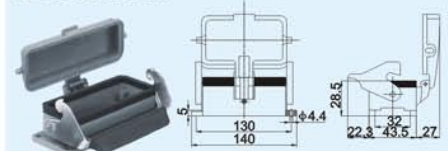


	h
standard construction / 标准结构	58
*High construction / 高结构	78

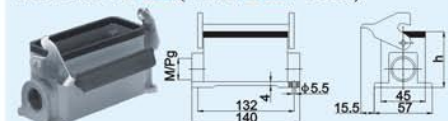
Bulkhead mounted(1 lever)
下壳：开孔安装(1扣)
H24B-BK-1L



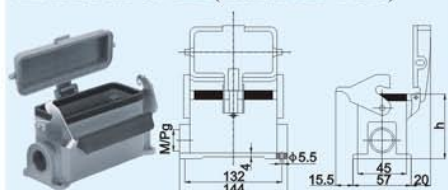
H24B-BK-1L-CV



Surface mounted:Side entry(1 lever)
下壳：表面安装(1扣)
H24B-SF-1L-M25(*M32/PG21/*PG29)



H24B-SF-1L-CV-M25(*M32/PG21/*PG29)

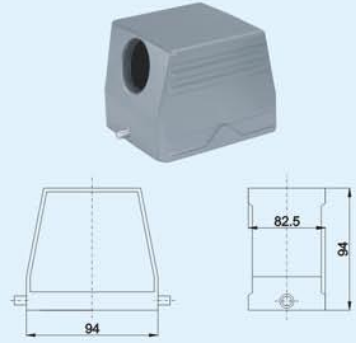


	h
standard construction / 标准结构	56
*High construction / 高结构	81

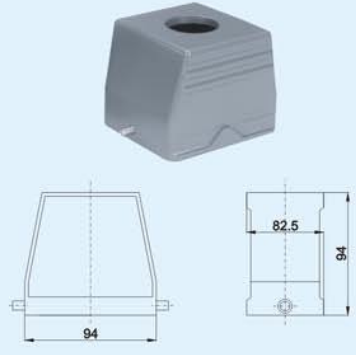
Further selection of hoods/housings on page 46
其它形式的上壳、下壳及其保护盖见第46页

Hood

Hood:Side entry(2 bolts)
外壳上壳:侧面进线(2耳)
H32B-SE-2B-M32(M40/M50/PG29/PG36/PG42)



Hood:Top entry(2 bolts)
外壳上壳:正面进线(2耳)
H32B-TE-2B-M32(M40/M50/PG29/PG36/PG42)



Insert

Dimensions for inserts see HE-016(x2)
接插件尺寸见 HE-016(x2)

Screw terminal / 螺钉压接
HE-032-M(1-16) HE-032-F(1-16)
HE-032-M(17-32) HE-032-F(17-32)



Spring terminal / 弹片压接
HE-032-MS(1-16) HE-032-FS(1-16)
HE-032-MS(17-32) HE-032-FS(17-32)




*Crimp terminal / 冷压压接
HE-032-MC(1-16) HE-032-FC(1-16)
HE-032-MC(17-32) HE-032-FC(17-32)



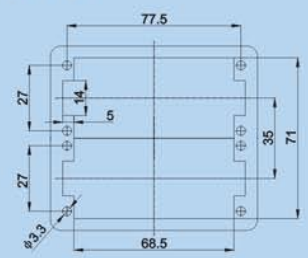
*冷压压接需另外订购冷压针详细请参见第48页
*Crimp terminal should order contacts pins separately, detail please fing the page 48

Contact arrangement view
from termination side
接插针排序



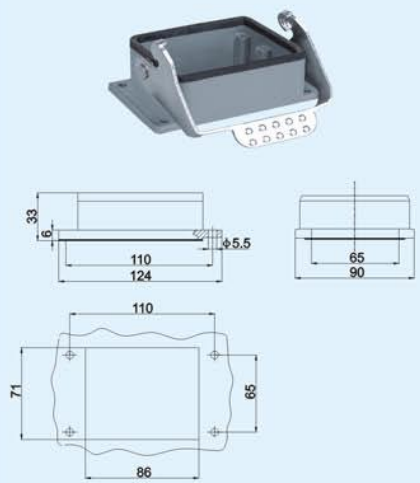
M F

Panel cut out for inserts
for use without hoods/housings
板面安装开孔图



Housing

Bulkhead mounted(1 lever)
下壳:开孔安装(1扣)
H32B-BK-1L



Surface mounted:Side entry(1 lever)
下壳:表面安装(1扣)
H32B-SF-1L-M32(M40/M50/PG29/PG36/PG42)

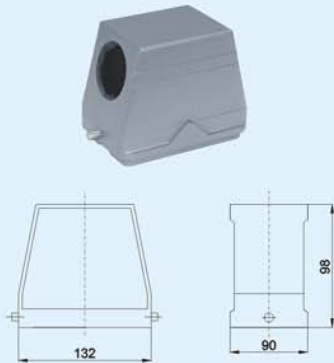


*常备螺纹规格用蓝色表示
*Stock items in blue color

Further selection of hoods/housings on page 46
其它形式的上壳、下壳及其保护盖见第46页

Hood

Hood:Side entry(2 bolts)
外壳上壳:侧面进线(2耳)
H48B-SE-2B-M32(M40/M50/PG29/PG36/PG42)



Hood:Top entry(2 bolts)
外壳上壳:正面进线(2耳)
H48B-TE-2B-M32(M40/M50/PG29/PG36/PG42)



Insert

Dimensions for inserts see HE-024(x2)
接插体尺寸见 HE-024(x2)

Screw terminal / 螺钉压接
HE-048-M(1-24) HE-048-F(1-24)
HE-048-M(25-48) HE-032-F(25-48)



Spring terminal / 弹片压接
HE-048-MS(1-24) HE-048-FS(1-24)
HE-048-MS(25-48) HE-048-FS(25-48)

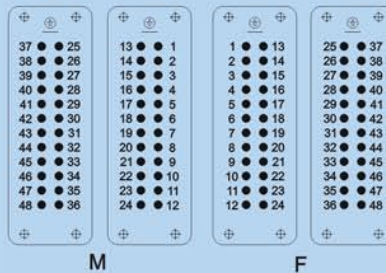


*Crimp terminal / 冷压压接
HE-048-MC(1-24) HE-048-FC(1-24)
HE-048-MC(25-48) HE-048-FC(25-48)

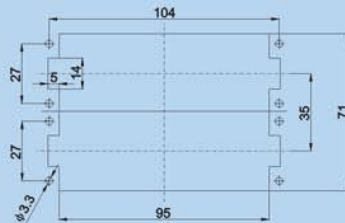


*Crimp terminal should order contacts pins separately,
detail please fing the page 48
*冷压压接需另外订购冷压针详情请参见第48页

Contact arrangement view
from termination side
接插针排序



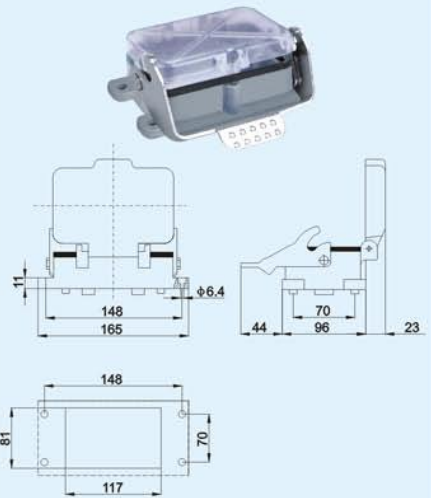
Panel cut out for inserts
for use without hoods/housings
板面安装开孔图



*常备螺纹规格用蓝色表示
*Stock items in blue color

Housing

Bulkhead mounted(1 lever)
下壳:开孔安装(1扣)
H48B-BK-1L-CV



Surface mounted:Side entry(1 lever)
下壳:表面安装(1扣)
H48B-SF-1L-M32(M40/M50/PG29/PG36/PG42)



Further selection of hoods/housings on page 46
其它形式的上壳、下壳及其保护盖见第46页